




Part Number: 8E0 057 593/8E0 057 593 A
Description: Sirius or XM
Satellite receiver


Supplier: Delphi Automotive / Votex GmbH
Fitments: A4 Avant 2004>
S4 Avant 2004>

XM or Sirius Audi Satellite receiver installation




Step#11

Connect the four (4) receiver connectors. Make sure the plugs are connected properly. Check all connections to the diversity box or navigation units to ensure proper reinstallation. Connection failure will affect the proper operation of the systems.



Step#12

Reinstall bracket and receiver in reverse order of removal.



Step#13

Return the trunk area to its original condition.



Step#14

You now need to complete the CAN BUS connection for the vehicle to recognize that a Satellite Radio receiver is installed. Failure to do so will result in a "NO SAT RADIO" appearing on the radio display.