




Part Number: 8E0 057 593/8E0 057 593 A  
Description: Sirius or XM  
Satellite receiver


Supplier: Delphi Automotive / Votex GmbH  
Fitments: A4 Avant 2004>  
S4 Avant 2004>

## XM or Sirius Audi Satellite receiver installation



### Step#15- accessing the CAN BUS connector

To access the connector which is located on the passenger side kick panel, you will need to partially remove the plastic door sill trim piece by pulling up. When re-installing, make sure the guide pins are correctly aligned and the rubber door weather seal is correctly seated over the trim piece.




### Step#17A

The stock position for the Satellite radio CAN BUS connector is on the bottom right.



### Step#16

Pull back the kick panel enough to access the CAN BUS connector bracket, but not too much to damage the trim piece, and trim clips located beside the dashboard. Failure to use caution will result in damage of the plastic trim pieces



### Step#17B

Remove the connector from the standard position. Reconnect it in the next position to the left. This new position tells the vehicle that it has a Satellite Radio Receiver connected. Return the kick panel area to its original condition.