

# **High-End/Data Center Servers**

## Sun Enterprise Overview

Product specifications	Sun Enterprise 10000		
CPUs	4–64		
Processor			
Clock speed / External Cache	336-MHz/4MB 400-MHz/8MB		
Board slots	16		
CPU for performance <sup>1</sup>	16	32	64
Main memory	512 MB–64 GB		
Maximum disk capacity			
– Internal	288 GB		
– External	Over 60 TB (per domain)		
I/O slots	4–64 (SBus) 2–32 (PCI)		
I/O channels	2–32 (SBus) 2–32 (PCI)		
I/O channel bandwidth	3.2GB/sec	3.2GB/sec	3.2GB/sec
System bus bandwidth (sustained/peak)	10.5 GBps @ 83.3-MHz 12.8 GBps @ 100-MHz		
Redundant power and cooling	Y	Y	Y
Hot plug system components	Y	Y	Y
Hot swap system components	Y	Y	Y
Operating system	Solaris 2.5.1, 2.6, Solaris 7, Solaris 8		
System monitor	HostView		
Warranty <sup>3</sup>	1 year hardware 1 year software 4-hour phone response 4-hour onsite response		
Installation	ServerStart Install Included		

<sup>1</sup> 400-MHz with 8-Mbyte external cache, 100-MHz Gigaplane speed (Enterprise 6500 numbers are based on 80-MHz Gigaplane speed)

<sup>2</sup> Relative Performance compared to a single 336-MHz UltraSPARC-II CPU with 4-Mbyte external cache (value = 1.0)

<sup>3</sup> may vary by geography

# Enterprise 10000 Ordering Flow Chart

Each step represents a **required/recommended** line item on a Sales Order

## Step 1 - required

**Server Base Package**

E10000-4 - *Enterprise 10000 Base Package*



## Step 2 - required

**System Board**

Minimum of one per System.  
Maximum of 16 per E10000.

2761A - *System Board*



## Step 3 - required

**UltraSPARC Module**

Minimum of 4 per System.  
One to Four per System Board.  
Maximum of 64 per E10000.

2560A - 336 MHz, 4-Mbyte external cache  
2580A - 400 MHz, 8-Mbyte external cache



## Step 4 - required

**Memory**

Minimum of 2 x 7022A or 2 x 7023A per System Domain.  
Maximum of four per Memory Board.  
Maximum of 64 per E10000.

7022A - 256 MB Memory Expansion (8x32 MB SIMMs)  
7023A - 1 GB Memory Expansion (8x128 MB SIMMs)



## Step 5 - required

**Memory Board**

Minimum of one per System.  
Maximum of 16 per E10000.

7025A - *Memory Board*



## Step 6 - required

**Control Board**

Minimum of one per System.  
Two for redundancy.

2722A - *Control Board, with Ethernet Hub*



## Step 7 - required

**Power Supplies**

Minimum of five per System.  
Eight if more than 8 System Boards.

9685A - 48V Power Supply

## Enterprise 10000 Ordering Flow Chart *(continued)*

Each step represents a **required/recommended** line item on a Sales Order

### Step 8 - required

#### AC Breakers

Minimum of three per System.  
Four if more than eight System Boards.

3875A - AC input module



### Step 9 - required

#### Cooling Fans

Minimum of ten per System.  
16 if more than 8 System Boards.

9671A - Fan tray



### Step 10 - optional

#### Power Control Module/2nd AC sequencer

Up to five power control modules per system.  
One second AC power sequencer.

9681A - Power Control Module w/cable  
9620A - Optional 2nd AC power sequencer



### Step 11 - required

#### System Service Processor (SSP)

Minimum of one per System.  
Two for redundancy.

2754A - System Service Processor Ultra 5  
2755A - System Service Processor E250  
(See SSP notes.)



### Step 12 - required

#### SSP Country Kits

Order one per SSP

#### Choose from:

3508A - North American/Universal Type 6 country kit  
3530A - European Universal Type 6 country kit  
3509A - French Type 6 country kit  
3510A - German Type 6 country kit  
3514A - United Kingdom Type 6 country kit



### Step 13 - required

#### Software

Order must include 1 Version of Solaris to be used in the domains, SSP Software, and the Solaris version to specifically reside on the SSP (See SSP notes)

#### Domain software:

SOLMS-26EW9999 - Solaris 2.6 Server edition  
SOLMS-07EW9999 - Solaris 7 Server edition  
SOLS-2.5.1NOV97 - Solaris 2.5.1 Server edition  
SOLZS-080B9AY9 - Solaris 8

#### SSP software:

SSP9S-320-SAM9 - SSP software 3.2 (CD release)  
SOLMS-07DW9999 - Solaris 7 Server edition (SSP 3.1.1 is located on the supplemental disk)



### Step 14 - required

#### I/O Board (SBus or PCI)

Minimum of one per System.  
Maximum of 16 per Enterprise 10000.  
Any Mix allowed

2730A - Dual SBus I/O Board  
2731A - Dual PCI I/O daughter Board

# Enterprise 10000 Ordering Flow Chart *(continued)*

Each step represents a **required/recommended** line item on a Sales Order

## Step 15 - optional

### Internal Disk Storage options

Maximum of 2 StorEdge D1000's in E10000 system cabinet. Maximum of 16 UniPack disks and 4 UniPack trays in E10000 system cabinet

### Choose from:

SG-ARY147A-36GR4 - 36GB *StorEdge D1000*  
SG-ARY154A-72GR4 - 72GB *StorEdge D1000*  
SG-DSK010C-9G - 9.1-Gbyte 10K rpm *StorEdge UniPack*  
9645A - *StorEdge UniPack tray*  
902A - 2-meter 68-pin SCSI cable



## Step 16 - optional

### Interfaces and Host Adapters

These options may be required to support configured mass storage and tape devices (optional).

### Choose from:

1148A - *SBus ATM-155/UTP Host Adapter*  
1062A - *SBus DWIS/S Host Adapter*  
1063A - *SBus SWIS/S Host Adapter*  
1065A - *SBus Ultra DWIS/S Host Adapter (Req for Internal Storage - 1 per D1000 Tray)*  
1071A - *HPPI PCI Network Interface Card*  
1140A - *SBus Gigabit Ethernet 2.0 Adapter*  
1141A - *PCI Gigabit Ethernet 2.0 Adapter*  
1073A - *SBus Cluster interconnect card (SCI)*  
1049A - *Quad FastEthernet SBus Card (QFE)*  
1142A - *SBus SAS FDDI 6.0 Adapter*  
1143A - *SBus DAS FDDI 6.0 Adapter*  
1059A - *SBus Fast Ethernet Adapter 2.0*  
1146A - *SBus Serial Parallel Controller (SPC/S)*  
1018A - *SBus SunSwift 100BaseT Adapter*  
X1145A - *SBus High-Speed Serial Interface (HSI/S)*  
1147A - *SBus SunATM-155/MFiber Adapter 2.0*  
1149A - *SBus SunATM-622/MFiber Adapter*  
2144A - *Token Ring Interface/SBus (TRI/S) Card*  
6730A - *FC-AL SBus Host Adapter*



## Step 17 - required

### Power Cord for System

Minimum of three.  
Maximum of four per Cabinet.  
Order 4 if more than 8 System Boards.

### Choose one:

3865A - *Power Cord, U.S. Version*  
3851A - *Power Cord, International Version*



## Step 18 - required

### Power Cord for AC sequencers in System Cabinet

One required. Two if a 2nd AC sequencer.

### Choose one:

3800A - *Power Cord, U.S. Version*  
3848A - *Power Cord, International Version*



## Enterprise 10000 Ordering Flow Chart *(continued)*

Each step represents a **required/recommended** line item on a Sales Order

### Step 19 - optional

#### Capacity-On-Demand System Board Package

Minimum of one per E10000-4 System.  
Must have ordered at least 20 400MHz CPU modules.

2860A - *Capacity-On-Demand System Board Package includes: 1-system board (2761A), 4 UltraSPARC Modules 400MHz 8-Mbyte external cache (2580A) 2 GB Memory (7023A), 1 memory board (7025A) and 1 dual SBus I/O board (2730A)*



### Step 20 - required, if Capacity-On-Demand Boards are ordered

#### License for ordered RTU CPUs

Required if an order includes Capacity-On-Demand System Board Package.

E10000-COD-CONVERT - *Order quantity must include the number of CPUs ordered in the E10000 system (quantity = number of CPUs ordered)*



### Step 21 - optional, if Capacity-On-Demand Boards are ordered

#### License for RTU CPUs for Capacity-On-Demand System Board Package

E10000-RTU-TIER2 - *One RTU License for One 400MHz 8-Mbyte UltraSPARC Module. Order for RTU CPU licenses for Capacity-On-Demand System Board Package*



### Step 22- required, if Capacity-On-Demand Boards are ordered

#### Software

E10000-SW-COD-1.0 - *E10000 Capacity-On-Demand software v1.0 for web release and all documentation*



### Step 23- required

#### Submit Configuration to DHPG SalesDesk, with E10000 Configuration Diagram.

<http://sales-desk.West/>

# Enterprise 10000 Power Express Ordering Flow Chart

Each step represents a **required/recommended** line item on a Sales Order

## Step 1 - required

### Server Base Package

Select only one



E10000-D - Enterprise 10000 Power Express Base Package includes: 8 power supplies (9685A), 4 AC input modules (3875A), and 16 fan trays (9671A)

E10000-C - Enterprise 10000 Capacity-On-Demand Base Package includes: 8 power supplies (9685A), 4 AC input modules (3875A), 16 fan trays (9671A), and includes a RTU license to use 8 UltraSPARC 400MHz 8-Mbyte Modules.

## Step 2 - required

### System Board Package

Order either 5 or 8 per system



2861A - System Board E10000 System Board Package includes: 1-system board (2761A), 4 UltraSPARC Modules 400MHz 8-Mbyte external cache (2580A), 2 GB Memory (7023A), 1 memory board (7025A), and 1 dual SBus I/O board (2730A).

2860A - Capacity-On-Demand System Board Package includes: 1-system board (2761A), 4 UltraSPARC Modules 400MHz 8-Mbyte external cache (2580A), 2 GB Memory (7023A), 1 memory board (7025A), and 1 dual SBus I/O board (2730A).

## Step 3 - required

### Control Board

Order 2 per system



2722A - Control Board, with Ethernet Hub

## Step 4 - required

### System Service Processor (SSP)

Order 1 per system



2754A - System Service Processor (Ultra 5)  
(See SSP note)

## Step 5 - required

### Interfaces and Host Adapters

Order 2 each per system



1065A - SBus Ultra DWISIS Host Adapter (Required for Internal Storage - 1 per D1000 Tray)  
1049A - Quad FastEthernet SBus Card (QFE)

## Step 6 - required

### Internal Disk Storage Options

Order 2 per system



SG-ARY147A-36GR4 - 36GB StorEdge D1000  
3800A-Power Cord US Version  
3848A-Power Cord International Version

## Enterprise 10000 Power Express Ordering Flow Chart (cont.)

Each step represents a **required/recommended** line item on a Sales Order

### Step 7 - required

#### SSP Country Kits

Order 1 per system



#### Choose from:

3508A - North American/Universal Type 6 country kit  
3530A - European Universal Type 6 country kit  
3509A - French Type 6 country kit  
3510A - German Type 6 country kit

### Step 8 - required

#### Power Cord for System

Order 4 per system



#### Choose from:

3865A - Power Cord, U.S. Version  
3851A - Power Cord, International Version

### Step 9 - required

#### Software

Order must include 1 Version of Solaris 2.6 to be used in the domains, SSP 3.1.1 Software, and the Solaris 7 8/99 version to specifically reside on the SSP. (See SSP notes), E10000 Capacity-On-Demand Software (only if a E10000-C base package is ordered).  
Note: The SSP software supported with E10000 Capacity-On-Demand is SSP 3.1.1, 3.2, 3.3



#### Domain software:

SOLMS-26EW9999 - Solaris 2.6 Server edition

#### SSP software:

SOLMS-070W9999 - Solaris 7 Server edition 8/99  
(SSP 3.1.1 is located on the supplemental disk)  
E10000-SW-COD-1.0 - E10000 Capacity-On-Demand software v1.0 for web release and all documentation

### Step 10 - optional

#### License for additional RTU CPUs for E10000-C only



E10000-RTU-TIER1 - One RTU License for One 400MHz 8-Mbyte UltraSPARC Module. Order for additional RTU CPU licenses for E10000-C base package up to 20 RTU licenses (note: E10000-C includes 8 RTU CPU Licenses)

E10000-RTU-TIER2 - One RTU License for One 400MHz 8-Mbyte UltraSPARC Module. Order for RTU CPU licenses for Capacity-On-Demand System Board Package

### Step 11 - required

Submit Configuration to DHPG SalesDesk, with E10000 System Board Configuration Diagram.  
<http://sales-desk.West/>

## Enterprise 10000 System Configuration Guidelines

---

### General Comments

- Qualified service personnel must use the approved cushioned Sun ESD Mat to provide proper protection when installing options and memory on the System Board. Contact your Sun sales representative for information.

### Capacity-On-Demand Ordering Requirements

- Capacity-On-Demand System Board Package includes: 1 system board (2761A), 4 UltraSPARC Modules 400MHz 8-Mbyte external cache (2580A), 2 GB Memory (7023A), 1 memory board (7025A), and 1 dual SBus I/O board (2730A).
- Capacity-On-Demand System Board Package does not include any RTU CPU license(s), must be ordered separately.
- Order must include Capacity-On-Demand 1.0 Software.
- Order must have at least 20 UltraSPARC Modules, 400MHz 8-Mbyte external cache (2580A).
- Order must include SSP software version 3.1.1

### Base Package

- Sun Enterprise 10000 Base Cabinet, cage for 16 System Boards, Peripheral space with power sequencer, Solaris license for unlimited users, Licenses for AP, SSP and Sun Enterprise NetBackup software.
- No System Board, no UltraSPARC Modules, no Memory Board, no I/O Boards, no Disk.
- E10000 Power Express System must follow configuration guidelines as specified within the E10000 Power Express Ordering flowchart. Any deviations will from the ordering flowchart will be per standard E10000 leadtimes.

### UltraSPARC Module

- Minimum of 4 UltraSPARC Modules per system. Each System Board can have one to four UltraSPARC Modules. Cache sizes may not be mixed on any one System Board.
- Different frequency modules may not be mixed within the E10000.

### Memory Board

- Each System Board has space for one Memory Board.
- Each Memory Board has space for two or four memory expansion options (One or three not permitted).
- Each memory expansion option includes eight SIMMs.
- Two types of memory expansion are supported per E10000. They may not be mixed on a Memory Board.

### Board Slots

- Sixteen System slots in Enterprise 10000 plus two slots for Control Boards.
- Minimum is one System Board and one Control Board.

### System Board

- Four empty UltraSPARC Module slots, space for a Memory Board, space for an I/O Board.
- Minimum of one per system. Maximum number of System Boards is 16.

### I/O Boards (SBus or PCI)

- The SBus I/O Board has two SBus channels supporting four empty SBus slots.
- The PCI I/O Board has two 64 bit, 66 MHz, PCI channels supporting two empty PCI slots.
- Each I/O Board is mounted on a System Board.
- Only one I/O Board per System Board.
- Minimum of one SBus I/O board per system.
- SBus and PCI I/O Boards may be configured in any mix within one E10000.

## Enterprise 10000 System Configuration Guidelines *(cont.)*

---

### Control Board

- The Control Board is packaged with an Ethernet cable and a rack mounted Ethernet hub. The latter is used for private communication between the Control Board and the SSP.
- A second Control Board is recommended for redundancy. The switchover from primary to secondary is manual.

### Power and Cooling

- 8 System Boards or less, require 3 AC Breaker + Filter assemblies, five 48 volt power supplies and 10 fan trays.
- More than 8 System Boards require 4 AC Breaker + Filter assemblies, 8 48 volt power supplies and 16 fan trays.
- If System Boards are located in the front and back of the E10000 system, 4 AC Breaker + Filter assemblies, 8 48 volt power supplies and 16 fan trays are required.
- Second AC power sequencer. This is recommended if there are two rack mounted Ethernet hubs or if power redundancy is required for disks mounted with the E10000 cabinet.

### Power Control Module (PCM)

- An optional component to allow AC power to expansion cabinets to be switched on and off from the SSP.
- Multiple Sun expansion cabinets can be controlled by one PCM.

### System Service Processor (SSP)

- A second SSP may be ordered for redundancy. The failover from the primary SSP to the secondary SSP is manual.
- SSP software version 3.2 or 3.3 supports InterDomain Network. The Operating System required for SSP 3.2 or SSP 3.3 are only Solaris 2.6, Solaris 7 or Solaris 8.
- The Operating System required for SSP 3.1.1 can be Solaris 2.5.1, 2.6 and Solaris 7 (SSP 3.1.1 is also available for free download from the web).

### Disk Trays

- The SBus Ultra Differential F/W Intelligent SCSI Host Adapter (1065A) is the preferred adapter for the StorEdge D1000 tray. Use two adapters for a split SCSI bus.
- Up to two StorEdge D1000 trays per Enterprise 10000. Each is supplied with one 2 meter SCSI cable (902A).
- If the E10000 already has one RSM disk tray packaged, there is space for just one D1000 tray.
- One extra 68-pin SCSI cable (902A) is required if connecting a D1000 in a split SCSI bus configuration.
- Substitute 12 meter SCSI cables (979A) if connecting a D1000 in a E10000 system cabinet to system board slots 8 through 15.

### UniPack boot disks

- Each UniPack tray (9645A) accomodates up to 4 UniPack 9.1 GByte disks. Tray includes AC power cables for the disks.
- Up to four trays (for 16 disks) can be mounted within the E10000 cabinet. Or two trays and one D1000. Or two trays and one RSM disk subsystem.
- For maximum availability, mirror each UniPack disk, provide it with its own dedicated adapter and use redundant AC power (order optional 2nd AC sequencer).
- The second AC sequencer is required for UniPack trays three and four.
- UniPack disks must use a SCSI single ended SBus adapter (SWIS/S, model 1063A or SunSwift model 1018A).
- Mirrored UniPack disks may be daisy chained from one adapter to save adapter slots. Avoid if possible as there is no protection against adapter failure.
- Order one 2 meter SCSI cable (902A) for each UniPack.
- Due to SCSI cable length restrictions, UniPacks mounted on the front side of the system have to be cabled to adapters on the front side of the system, and the same for UniPacks mounted on the back side of the system. Because of this requirement, extra UniPack trays may have to be configured. An example is if you have four drives connecting to board slots 0-7, you must order two UniPack trays.
- Sun StorEdge Volume Manager is the preferred software to use with the UniPack boot disks.

## Enterprise 10000 System Configuration Guidelines *(cont.)*

---

### Interfaces and Host Adapters for tape

- A 68pin SCSI Connector is required per every StorEdge Library. This can be provided with the SWIS/S card (1063A), SunSwift card (1018A) or UltraSCSI (1065A).

### Power Cord

- One required for every AC Breaker + Filter assembly. Models 3865A (US) or 3851A (International).
- One required per AC sequencer mounted internal to the Enterprise 10000. Order 3800A (US) or 3848A (International).

### Software Licensing

- Software Licensing policies on the E10000 become more complex if more than one Domain is being used. Policies vary according to the specific software package being placed on the system. At this point in time, many software product units have not developed explicit policies for a multi domain E10000. Please refer to the product manager for the product in question for more information.

### Dynamic System Domains

- Each Enterprise 10000 may be logically configured with up to eight Domains.
- Each Domain must have its own boot device and 10/100baseT network to connect it to the SSP.
- Each Domain must have its own copy of Solaris. Different revisions are permitted (from those currently being supported). One copy of Solaris may be replicated up to seven times to support Domains.

### Boot devices

- The Enterprise 10000 must be configured with sufficient Sun StorEdge disk (9.1 GB minimum) to allow each Domain to be booted.

### Other configuration rules

- The Token Ring SBus board, order number 1144A, requires a dedicated SBus. Therefore the adjacent slot must be left empty. The second SBus on the I/O board is not affected and both of its slots may be used.
- Sunswift (1018A), Fast Ethernet (1059A) and Gigabit Ethernet 1.0 (1045A) SBus cards have the following restriction. They must only be placed in slot positions zero and two on any Enterprise 10000 I/O SBus board. The other two slots may be used without restriction.
- SCI Cluster (1073A) and Ultra Differential F/W SCSI (1065A) SBus cards cannot reside on the same SBus channel.

### DHPG Sales Desk

- The function of this organization is to check each Enterprise 10000 configuration for legitimacy and for satisfaction of customer's requirements (<http://sales-desk.West/>)
- Each Enterprise 10000 order must be accompanied by a configuration diagram that adds information missing from the order. For example: number of Domains, how the disk devices are connected to SBus boards, etc.

## Enterprise 10000 Sample Configurations

### Enterprise 10000 Configuration

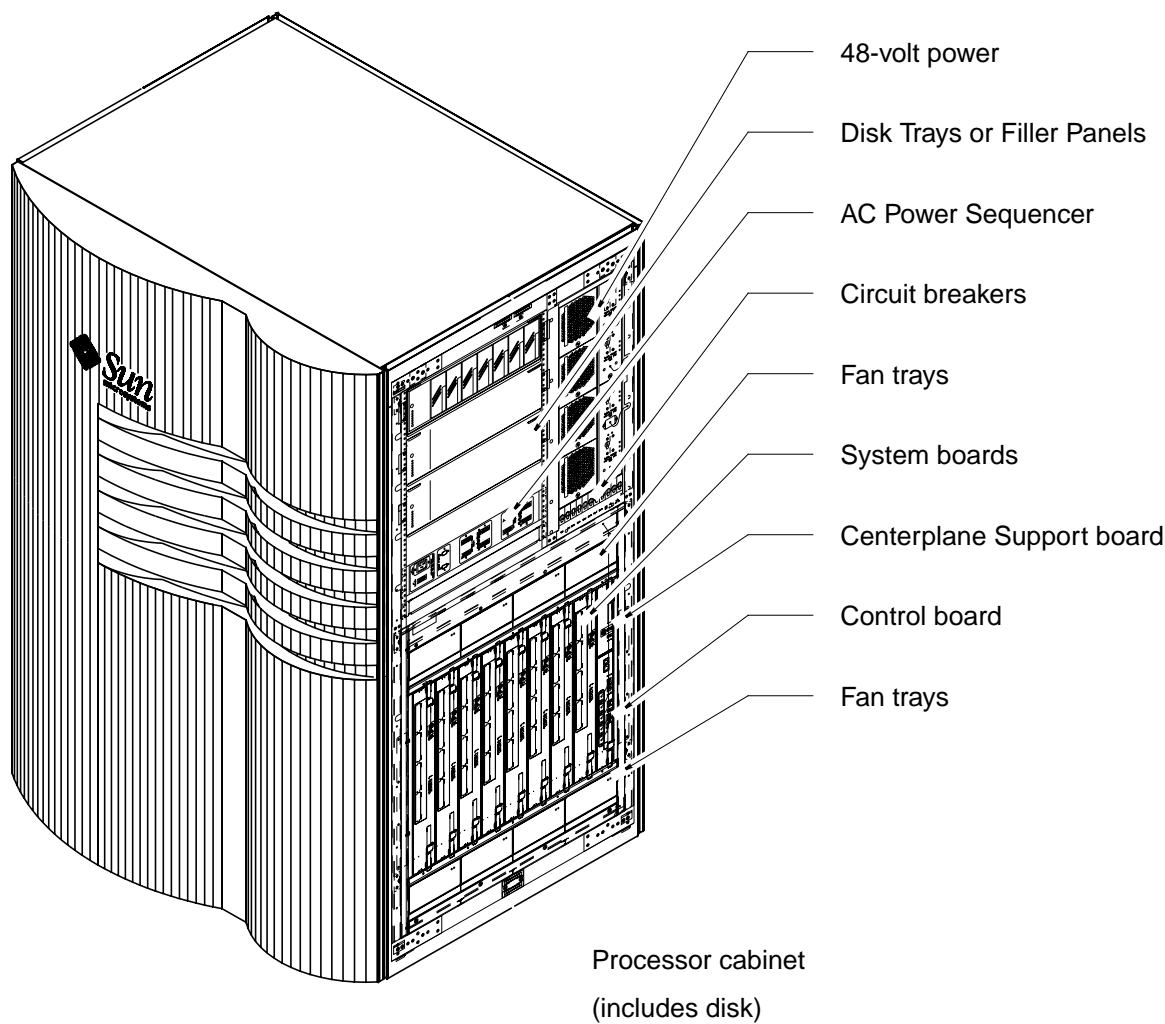
<i>Quantity</i>	<i>Order Number</i>	<i>Description</i>
1	E10000-4	Enterprise 10000 Server Base Package, Ultra Enterprise 10000 Base Cabinet, cage for 16 System Boards, Peripheral space with power sequencer, Solaris license for unlimited users, Licenses for AP, SSP
3	3865A or 3851A	Power Cords
1	SOLMS-26EW9999	Solaris 2.6 HW 5/98 for Servers
1	SOLMS-070W999	Solaris 7 HW 8/99 for Servers (for the System Service processor)
1	2754A	System Service Processor
1	various	SSP Country Kit
1	2722A	Control Board, with Ethernet Hub
3	3875A	AC Breaker and Filter assy
5	9685A	48 volt power supply
10	9671A	Fan tray
1	9681A	Power Control Module
4	2761A	System Board
16	2580A	Processor Modules, 400-MHz with 8MB external Cache
4	2730A	Dual SBus I/O Board
1	1049A	Quad FastEthernet SBus Card (QFE)
4	7025A	Memory Board - unpopulated
8	7022A	256-Mbyte Memory expansion
1	SG-ARY147A-36GR4	36GB StorEdge D1000
1	1065A	SBus Ultra Differential F/W Intelligent SCSI Host Adapter
1	3800A/3848A	Power Cord for E10000 internal I/O
		Enterprise 10000 with sixteen 400-MHz/8MB UltraSPARC Processors, 2-Gbyte of Memory and 36-Gbyte of internal disk storage

### Enterprise 10000 Configuration with Redundancy

<i>Quantity</i>	<i>Order Number</i>	<i>Description</i>
1	E10000-4	Enterprise 10000 Server Base Package, Ultra Enterprise 10000 Base Cabinet, cage for 16 System Boards, Peripheral space with power sequencer, Solaris license for unlimited users, Licenses for AP and SSP software
4	3865A or 3851A	Power Cords
1	SOLMS-26EW9999	Solaris 2.6 HW 5/98 for Servers
1	SOLMS-070W999	Solaris 7 HW 8/99 for Servers (for the System Service processor)
2	2754A	System Service Processor
2	various	SSP Country Kit
2	2722A	Control Board, with rack mounted Ethernet Hub
4	3875A	AC Breaker and Filter assy
8	9685A	48 volt power supply
16	9671A	Fan tray
10	2761A	System Board
40	2580A	Processor Modules, 400-MHz with 8MB external Cache
4	2730A	Dual SBus I/O Board
1	1049A	Quad FastEthernet SBus Card (QFE)
5	7025A	Memory Board - unpopulated
20	7023A	1-Gbyte Memory expansion
1	9645AR4	UniPack tray with two split power cables
4	SG-DSK010C-9G	9.1 Gbyte 10000 RPM StorEdge UniPacks
4	902A	2-meter 68-pin external SCSI cables
4	1065A	SBus UltraSCSI host adapters
1	9620A	Optional 2nd AC power sequencer
2	3800A/3848A	Power Cord for E10000 internal I/O
		Enterprise 10000 with fourty 400-MHz/8MB UltraSPARC Processors, 20-Gbyte of Memory and two mirrored boot devices

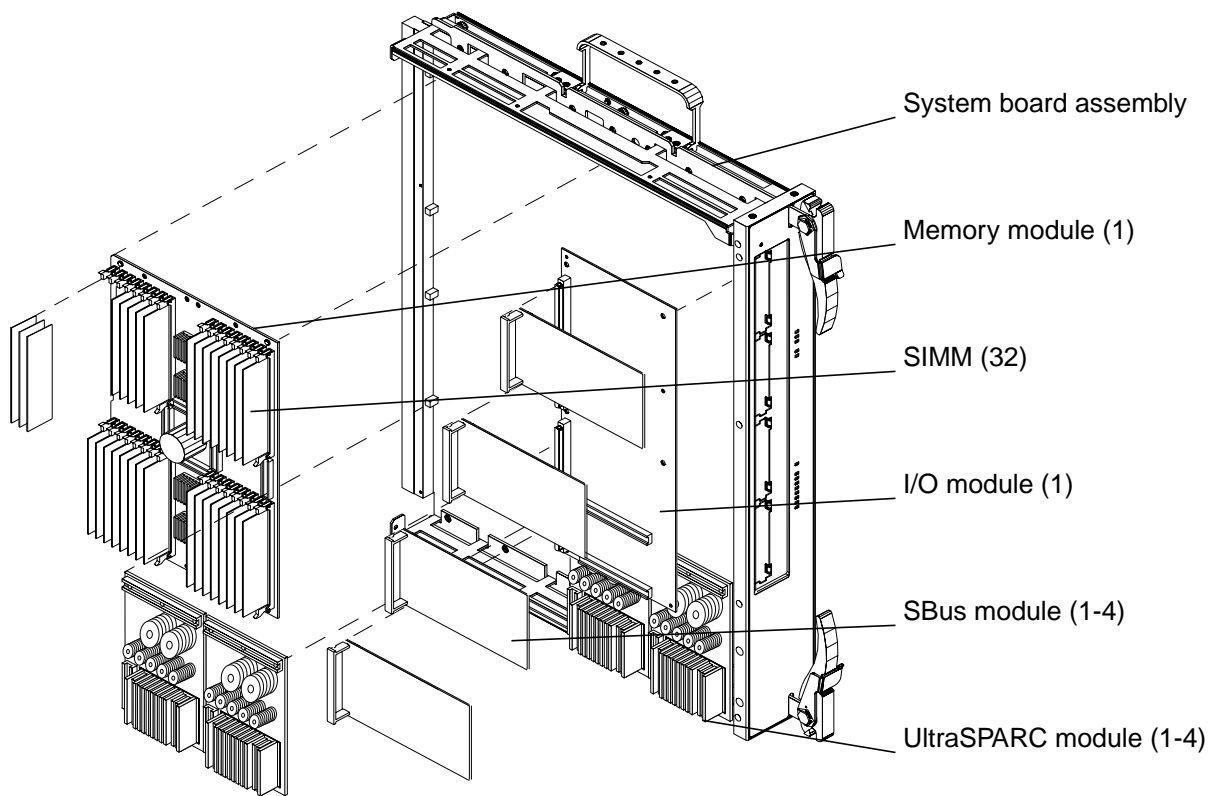
# Enterprise 10000 Configuration Overview

## Enterprise 10000 Cabinet

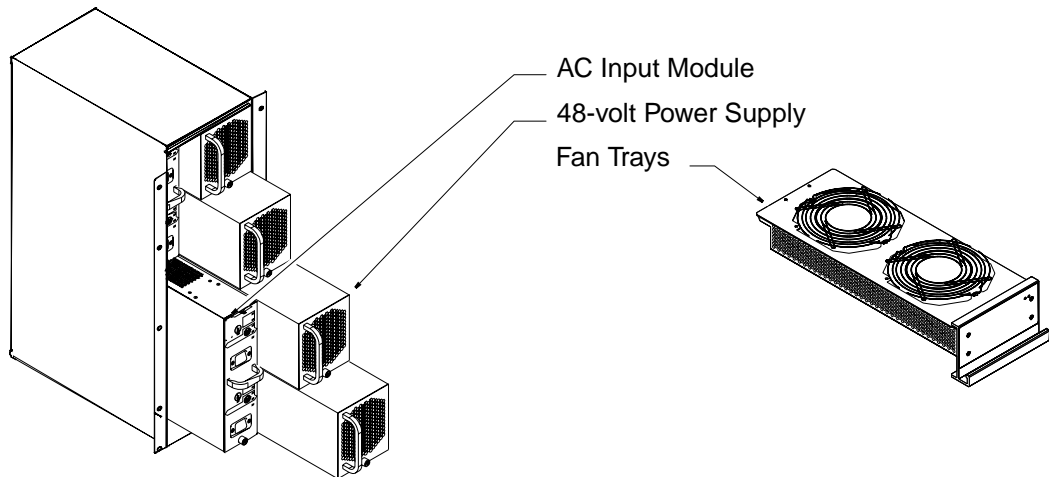


Enterprise 10000 Configuration Overview (continued)

System Board Assembly



Power and Cooling Components



## Enterprise 10000

Description	Order Number
<b>Total System Package</b>	
E10K Total System Bundle System includes: E10000-D, 2 2722A Control Boards, 8 2861A Pwr Exp Boards, 1 2754A SSP 2 SG-ARY154A-72GR4 D1000 Boot Trays 2 1049A QFE, 2 1065A UDWIS, 2 6730A FC-AL, SG-ARY380B4-1092G SOLMS-07EW9999, 4 3865A System Power Cords, 1 3800A Internal Pwr C 2 3855A Pwr Cords for A3500FC I	E10000-TS1
E10K Total System Bundle System includes: E10000-D, 2 2722A Control Boards, 8 2861A Pwr Exp Boards, 1 2754A SSP 2 SG-ARY154A-72GR4 D1000 Boot Trays 2 1049A QFE, 2 1065A UDWIS, 2 6730A FC-AL, SG-ARY380B4-1092G SOLMS-07EW9999, 4 3851A System Power Cords, 1 3848A Int Pwr Cord 2 3859A Pwr Cords for A3500FC I	E10000-TS2
<b>Base Package</b>	
Sun Enterprise 10000 base cabinet, cage for 16 System Boards, Peripheral space with power sequencer. Solaris license for unlimited users, Licenses for SSP software	E10000-4
Sun Enterprise 10000 Power Express System. Base cabinet includes: 8 power supplies (9685A), 4 AC Input Modules (3875A), and 16 fan trays (9671A) I	E10000-D
<b>System Boards</b>	
<b>Must choose at least one</b>	
E10000 System Board (without memory, processor modules or I/O board)	2761A
Power Express board for E10K. Includes one system board (2761A), 4 UltraSPARC Modules 400MHz-8-Mbyte (2580A), 2GB Memory (7023A) Memory Board (7025A), 1 dual SBus I/O board (2730A)	2861A

**Enterprise 10000** *(continued)*

Description	Order Number
<b>Capacity-On-Demand System Boards Package</b>	
<b>Optional</b>	
Sun Enterprise 10000 Capacity- On-Demand system board package: 1 system board (2761A), 4 USII modules 400MHz-8Mbyte external cache (2580A), 2GB Memory (7023A), 1 Memory Board (7025A), 1 dual SBus I/O Board (2730A), Does NOT include any RTU CPU Licenses-Order Separately	2860A
<b>Capacity-On-Demand Convert Licenses</b>	
<b>Order only if includes Capacity-On-Demand System Board(s)</b>	
E10K Capacity-On-Demand conversion Order enough RTU CPU licenses for an installed E10000 system Order this only for E10K systems converting to Capacity-On-Demand	E10000-COD-C ONVERT
<b>License to use CPU Modules beyond 20 with the E10000 Capacity-On-Demand System Board Package</b>	
Enterprise 10000 RTU license for one 400MHz 8-MByte USII module. Order for additional CPU licenses beyond 20 CPUs licensed for E10000-C base cabinet or installed E10000 system	E10000-RTU-TI ER2
<b>UltraSPARC Modules</b>	
<b>Must choose at least four</b>	
336/333-MHZ UltraSPARC Module with 4-Mbyte of external cache.	2560A <sup>1</sup>
400-MHZ UltraSPARC Module with 8-Mbyte of external cache. OEM ready - 05/99	2580A <sup>1,2</sup>
<b>Memory Board/Memory</b>	
<b>Must choose at least one Memory Board</b>	
E1000 Memory Board - unpopulated	7025A <sup>1</sup>
<b>Must choose at least two Memory Expansions per Memory Board</b>	
256-Mbyte Memory Expansion (8 x 32MB memory modules) OEM ready - 05/96	7022A <sup>1,2</sup>
1-Gbyte Memory Expansion (8 x 128MB memory modules) OEM ready - 05/96	7023A <sup>1,2</sup>

**Footnotes**

1. Add "X" before the order number (e.g., XnnnA) to order as a standalone option for existing systems.
2. This product is OEM-Ready, please refer to the "Ordering Policies and Guidelines" section page 1-1.

**Enterprise 10000** *(continued)*

Description	Order Number
<b>I/O Board</b>	
<b>Must choose at least one</b>	
E10000 dual SBus I/O daughter card. Optionally available to add four SBus slots to System Boards.	2730A <sup>1</sup>
E10000 PCI Module, Optionally available to add two PCI slots to a System Board -Factory installed option	2731A <sup>1</sup>
<b>System Power Options</b>	
<b>Choose one</b>	
E10000 power cord (14 ft) To be ordered for installs within North America (USA or Canada). Order quantity three for base system.	3865A <sup>1</sup>
E10000 power cord (International Version)	3851A <sup>1</sup>
<i>Note: Order a quantity of three for a total of up to 8 System Boards.</i>	
<b>System Service Processor</b>	
E10000 System Service Processor, (SSP). Ultra 5 workstation with one 360MHz CPU module, 128-Mbyte memory, 8.4-Gbyte internal disk, 32X CD-ROM, QFE PCI Card (1034A), and 19" color monitor	2754A <sup>1</sup>
E10000 System Service Processor, (SSP) Enterprise 250 server with one 400MHz CPU module, 256-Mbyte memory, 2-9.1Gbyte internal disks, 32X CD-ROM, 4mm DDS3 tape, QFE PCI card (1034A)	2755A <sup>1</sup>
<i>Note: An additional copy of the OS should be ordered specifically for the SSP; order Solaris 7.</i>	
<b>SSP 3.3 Supports 16 domains and Automated Dynamic Reconfiguration, to order SSP 3.3 choose one:</b>	
E10000 System Service Processor 3.3 Web Release. English. It support 16 domains, Automated DR, Dual-Power power source etc.	SSP9S-330-SAB 9

**Footnotes**

1. Add "X" before the order number (e.g., XnnnA) to order as a standalone option for existing systems.
2. This product is OEM-Ready, please refer to the "Ordering Policies and Guidelines" section page 1-1.

**Enterprise 10000** *(continued)*

Description	Order Number
<b>Country Kits for System Service Processor (Type 6 with Sun I/O)</b>	
<b>Choose one</b>	
North America/universal/Canadian Type 6 Country Kits with Sun I/O for E10000	3508A
European Universal Type 6 Country Kits with Sun I/O for E10000	3530A
French Type 6 Country Kits with Sun I/O for E10000	3509A
German Type 6 Country Kits with Sun I/O for E10000	3510A
UK Type 6 Country Kits with Sun I/O for E10000	3514A

**Software****Must appear on order, if Capacity-On-Demand system boards are ordered**

E10000 Capacity-On-Demand Software version 1.0 (web release and documentation included) NO RTU CPU licenses included      E10000-SW-COD-1.0

**Must appear on order (Choose one Solaris version for Domains)**

Solaris 2.6 5/98 English Server Media Kit      SOLMS-26EW9999<sup>1</sup>  
 Solaris 7 Standard, Latest Release English Server Media Kit      SOLMS-070W9999<sup>2</sup>  
 Solaris 8 Standard, Latest Release English-Only Media Kit      SOLZS-080B9AY9

**Select SSP software as required**

E10000 System Service Processor 3.2 CD Release. English.      SSP9S-320-SAM9  
 E10000 System Service Processor 3.3 Web Release. English. It support 16 domains, Automated DR, Dual-Power power source etc.      SSP9S-330-SAB9

Solaris 7 8/99 English Server Media Kit      SOLMS-07DW9999

*Note: SSP 3.2 is included in Solaris 7 CD. Order SSP 3.2 separately only for Solaris 2.5.1 and Solaris 2.6*

**Alternate Pathing 2.3 (for E10000 users running Solaris 2.6 or Solaris 7)**

E10000 Alternate Pathing 2.3 CD Release. English. It provides AP for Solaris 8 Operating Environment as well as Solaris 7 and 2.6.      AP09S-230-SAM9

*Note: AP 2.3 is also available at <http://www.sun.com/servers/sw>*

**Footnotes**

1. AP 2.1 software comes bundled with Solaris 2.6 Hardware 5/98 and resides on the supplements CD.
2. This product is OEM-Ready, please refer to the "Ordering Policies and Guidelines" section page 1-1.

**Enterprise 10000** *(continued)*

Description	Order Number
<b>Base Cabinet Options</b>	
Enterprise 10000 Control Board including Ethernet cable and rack mounted Ethernet Hub. Supports 5 to 1 and 4 to 1 modes on E10000	2722A <sup>1</sup>
E10000 AC input module.	3875A <sup>1</sup>
E10000 48 volt power supply.	9685A <sup>1</sup>
E10000 Dual Grid Support Hardware. Includes two standard power shelves, four status module boxes, cables, one power distribution box, documentation.	9686A
E10000 fan tray.	9671A <sup>1</sup>
Second Power Sequencer for 68-inch Enterprise System and Expansion Cabinet OEM ready - 05/98	9620A <sup>1,4</sup>
E10000 Power Control Module w/ cables to Control Boards	9681A <sup>1</sup>
E10000 flat side panel, This is a no charge substitution for the styling panel.	9693A <sup>1</sup>

**I/O Expansion**

72-inch StorEdge Expansion Rack w/ 2 power sequencers and cables The StorEdge Expansion Rack is intended for a variety of Storage Products including the A1000/D1000, A3000, A5000, and tape products. The rack is 24" wide and 72" tall. This rack will include power sequencers and power cables.	SG-XARY030A <sup>2</sup>
U.S./Canada power cord for 72" StorEdge expansion cabinet (NEMA L6-30P plug)	3858A <sup>1,3</sup>
International power cord for 72" StorEdge expansion cabinet (IEC 309, 32A, 250V plug)	3859A <sup>1,3</sup>

**Footnotes**

1. Add "X" before the order number (e.g., XnnnA) to order as a standalone option for existing systems.
2. Remove X from order number (e.g. SG-ARY030A) for factory installation.
3. Two power cords are required per 72-inch StorEdge Expansion Rack.
4. This product is OEM-Ready, please refer to the "Ordering Policies and Guidelines" section page 1-1.

## Enterprise 10000 Options

Description	Order Number
<b>SBus controllers with DR support<sup>1</sup></b>	
SBus Differential Fast/Wide Intelligent SCSI-2 Host Adapter (DWIS/S)	1062A <sup>2</sup>
SBus Single-Ended Fast/Wide Intelligent SCSI-2 Host Adapter (SWIS/S)	1063A <sup>2</sup>
SBus Ultra Differential F/W Intelligent SCSI Host Adapter.	1065A <sup>2</sup>
Sun GigabitEthernet SBus Adapter 2.0	1140A <sup>2</sup>
Quad FastEthernet 2.0 SBus Card (QFE) supports Sun Trunking 1.0 software	1049A <sup>2,3</sup>
SunFDDI 6.0 Single-Attach SBus Adapter (SAS) (SBus Card, Media, Documentation and Single-SBus License)	1142A <sup>2</sup>
SunFDDI 6.0 Dual-Attach SBus Adapter (DAS) (SBus Card, Media, Documentation and Single-SBus License)	1143A <sup>2</sup>
SunFastEthernet 10/100 SBus Adapter 2.0 SBus Card, Media, Documentation and Single-SBus License	1059A <sup>2</sup>
SunFastEthernet 10/100 SBus Adapter 2.0 SBus Card, and Solaris 1.x Driver	
SunSwift 100BaseT fast/wide SCSI SBus Adapter	1018A <sup>2</sup>
FC-AL 100MB/sec Dual Channel SBus host adapter w/1 GBIC module	6730A <sup>2,4</sup>
<b>SBus controllers with no DR support</b>	
SunATM SBus Adapter 4.0 Update 1 SBus Card, Documentation, and Single-SBus License	1147A <sup>2</sup>
SunATM-155/MFiber SBus Adapter 4.0 - Factory Install Option	
SunATM SBus Adapter 4.0 Update 1 SBus Card, Documentation, and Single-SBus License	1149A <sup>2</sup>
SunATM-622/MFiber SBus Adapter 4.0 - Factory Install Option	
SunATM SBus Adapter 4.0 Update 1 SBus Card, Documentation, and Single-SBus License	1148A <sup>2</sup>
SunATM-155/UTP5 SBus Adapter 4.0 - Factory Install Option	
Serial Parallel Controller (SPC/S) for Solaris 2.x (S-Bus card, cable and external eight-port I/O box with RS-232 connectors, and Docs) Factory Installed Option	1146A <sup>2</sup>
High-Speed Serial Interface/SBus (HSI/S) for Solaris 2.x (SBus Card, cable with four RS-449 connectors, Media, Documentation and Single S-Bus license) Factory Installed Option	1145A <sup>2</sup>
Token Ring Interface/SBus (TRI/S) for Solaris 8 and earlier releases. (SBus Card, Media, Documentation and single S-bus License) Factory Installed Option	2144A <sup>2</sup>
<b>PCI controller with DR support<sup>1</sup></b>	
Sun GigabitEthernet PCI Adapter 2.0	1141A <sup>1,2</sup>
<b>Interface Card</b>	
HIPPI/P 1.1 Board High Perf. Interface Board	1071A

### Footnotes

1. "DR" is the ability to Dynamically Reconfigure a System Board. Drivers for SBus Boards have to be "DR safe".
2. Add "X" before the order number (e.g., XnnnA) to order as a standalone option for existing systems.
3. Sun Trunking software not supported.
4. If configured in the E10000 system cabinet, P/N should be 6730AR4.

## Enterprise 10000 Configure to Order Flow Chart

Each step represents a **required/recommended** line item on a Sales Order

### Step 1 - required

Server Base Package

E10000-CTO - *E10000 CTO Base Package*

### Step 2 - required

System Board

Minimum of one per CTO order.  
Maximum of 16 per CTO order.

C2761A - *System Board*

C2861A - *E10000 Power Express Board Package includes: 1-system board (2761A), 4 UltraSPARC Modules 400MHz 8-Mbyte external cache modules (2580A), 2 GB Memory (7023A), 1 memory board (7025A), and 1 dual SBus I/O board (2730A).*

### Step 3 - optional

UltraSPARC Module

Minimum of one per CTO System Board.  
Maximum of four per CTO System Board.  
Maximum of 64 per E10000 CTO order.

2550A - *250 MHz, 4-Mbyte external cache*

2560A - *336/333 MHz, 4-Mbyte external cache*

2580A - *400MHz, 8-Mbyte external cache*

### Step 4 - optional

Memory Board

Maximum of 1 per CTO System Board.

7025A - *Memory Board*

### Step 5 - optional

Memory

Minimum of two per Memory Board.  
Maximum of four per Memory Board.

7022A - *256 MB Memory Expansion (8x32 MB SIMMs)*

7023A - *1 GB Memory Expansion (8x128 MB SIMMs)*

### Step 6 - optional

I/O Boards (SBus or PCI)

one per CTO System Board.

2730A - *Dual SBus I/O Board*

2731A - *Dual PCI I/O daughter board*

### Step 7 - required if Sys. Bds in slots 8 to 15

Power Supplies - add three

Fan Trays- add six

AC input modules - add one

Power cords - add one (US or Int'l)

C9685A - *48V Power Supply*

C9671A - *fan tray*

C3875A - *AC input module*

C3865A - *Power cord, US version*

C3851A - *Power cord, Int'l version*

### Step 8 - required

Submit Configuration to DHPG SalesDesk, with  
E10000 System Board Configuration Diagram.  
<http://sales-desk.West/>

## Enterprise 10000 Configure to Order Guidelines

---

### General Comments

- Configure-to-Order allows Enterprise 10000 systems in the field to be expanded using pre-tested System Boards that have been configured with processors, memory and SBus or PCI I/O boards.
- SBus or PCI adapters are not supported with this process.
- This is an alternative to ordering these components separately, as X options, and assembling and testing at the customer's site.
- There is provision to order the power and cooling expansion if, following the expansion, there will be System Boards in slots 8 to 15.

### System Boards

- The configuration rules for processors and memory are as for a new system order.
- Up to 16 System Boards can be ordered on one CTO order.

### Power and Cooling expansion

- Rules are the same as for a new system order. The advantage of ordering the extra power supplies, fans and line cord as part of the CTO order is that shipment will occur at the same time as the System Board(s).

### DHPG Sales Desk

- The function of this organization is to check each Enterprise 10000 configuration for legitimacy and for satisfaction of customer's requirements (<http://sales-desk.West/>)
- Each Enterprise 10000 order must be accompanied by a configuration diagram that adds information missing from the order. For example: number of Domains, how the disk devices are connected to SBus boards, etc.

## Enterprise 10000 Configure to Order Options

Description	Order Number
Sun Enterprise 10000 configure- to-order factory options	E10000-CTO
E10000 configure-to-order System Board (without memory, processor modules or I/O board)	C2761A
Power express board for E10K. Includes one system board(2761A), 4 UltraSPARC modules 400MHz-8-Mbyte (2580A), 2GB Memory(7023A) Memory Board(7025A), 1 dual SBus I/O board(2730A)	C2861A
E10000 configure-to-order 48 volt power supply.	C9685A
E10000 Dual Grid Support Hardware. Includes two standard power shelves four status module boxes, cables, one power distribution box, documentation.	C9686A
E10000 configure-to-order AC input module.	C3875A
E10000 configure-to-order fan tray	C9671A
E10000 configure-to order pwr cord (14 ft) for installs within North America (USA or Canada). Order quantity three for base system.	C3865A
E10000 configure-to-order pwr cord (International Version)	C3851A

### Footnote

1. For configuration rules and pricing information on UltraSPARC modules, Memory Board/Memory, and I/O Boards, please refer to E10000 section.

# Enterprise 10000 Capacity-On-Demand Ordering Flow Chart

Each step represents a **required/recommended** line item on a Sales Order

## Step 1 - required

Server Base Package



E10000-C - *Enterprise 10000 Capacity-On-Demand Base Package includes: 8 power supplies (9685A), 4 AC input modules (3875A), 16 fan trays (9671A), and includes a RTU license to use 8 UltraSPARC 400MHz 8-Mbyte Modules.*

## Step 2 - required

Capacity-On-Demand System Board Package

Minimum of 5 per Capacity-On-Demand System.  
Maximum of 16 per Capacity-On-Demand System.



2860A - *Capacity-On-Demand System Board Package includes: 1-system board (2761A), 4 UltraSPARC Modules 400MHz 8-Mbyte external cache (2580A), 2 GB Memory (7023A), 1 memory board (7025A), and 1 dual SBus I/O board (2730A).*

## Step 3 - optional

License for additional RTU CPUs for E10000-C only



E10000-RTU-TIER1 - *One RTU License for One 400MHz 8-Mbyte UltraSPARC Module. Order for additional RTU CPU licenses for E10000-C base package up to 20 RTU licenses (note: E10000-C includes 8 RTU CPU Licenses)*

## Step 4 - optional

Control Board

Minimum of one per System.  
Two for redundancy.



2722A - *Control Board, with Ethernet Hub*

## Step 5 - required

System Service Processor (SSP)

Minimum of one per System.  
Two for redundancy.



### Select One:

2754A- *System Service Processor (Ultra 5)*  
2755A- *System Service Processor (E250)*  
(See SSP note)

## Step 6 - required

SSP Country Kits

Order one per SSP.



### Choose From

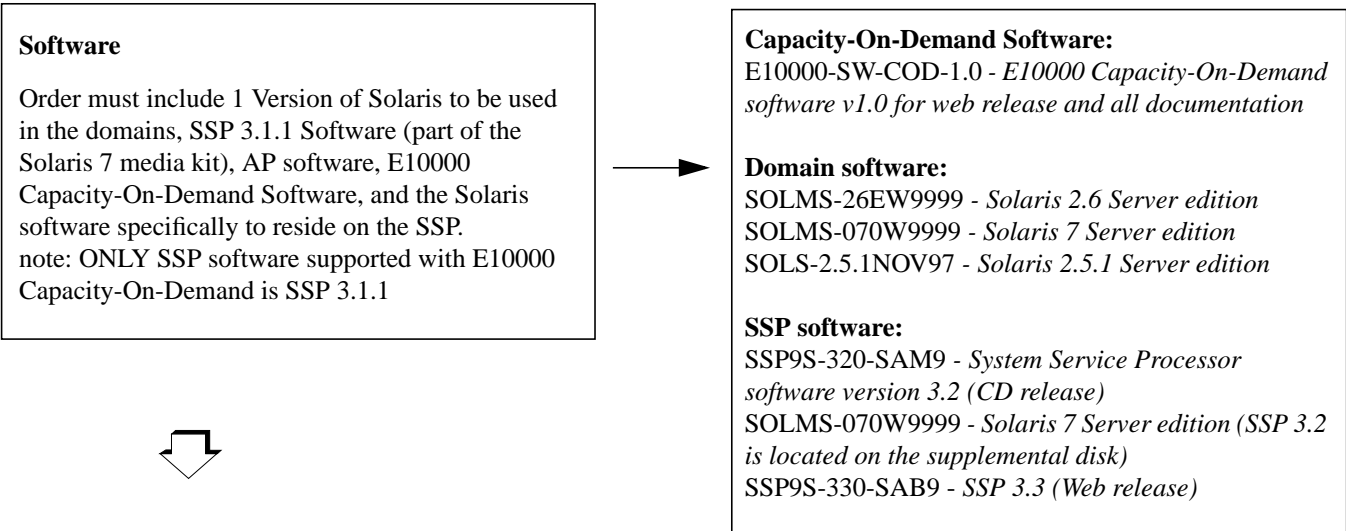
3508A- *North american/Universal Type 6 country kit*  
3530A- *European/Universal Type 6 country kit*  
3509A- *French Type 6 country kit*  
3510A- *German Type 6 country kit*  
3514A- *United Kingdom Type 6 country kit*

# Enterprise 10000 Capacity-On-Demand Ordering Flow Chart

(continued)

Each step represents a **required/recommended** line item on a Sales Order

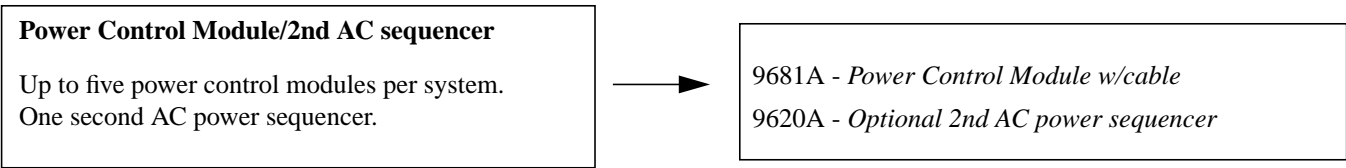
**Step 7- required**



**Step 8- optional**



**Step 9 - optional**



# Enterprise 10000 Capacity-On-Demand Ordering Flow Chart

(continued)

Each step represents a **required/recommended** line item on a Sales Order

**Step 10 - optional**

**Interfaces and Host Adapters**

These options may be required to support configured mass storage and tape devices (optional).

**Choose from:**

- 1061A - SBus ATM-155/UTP Host Adapter
- 1062A - SBus DWIS/S Host Adapter
- 1063A - SBus SWIS/S Host Adapter
- 1065A - SBus Ultra DWIS/S Host Adapter (Req for Internal Storage - 1 per D1000 Tray)
- 1071A - HPPI PCI Network Interface Card
- 1140A - SBus Gigabit Ethernet 2.0 Adapter
- 1141A - PCI Gigabit Ethernet 2.0 Adapter
- 1073A - SBus Cluster interconnect card (SCI)
- 1049A - Quad FastEthernet SBus Card (QFE)
- 1142A - SBus SAS FDDI 6.0 Adapter
- 1143A - SBus DAS FDDI 6.0 Adapter
- 1059A - SBus Fast Ethernet Adapter 2.0
- 1146A - SBus Serial Parallel Controller (SPC/S)
- 1018A - SBus SunSwift 100BaseT Adapter
- X1145A - SBus High-Speed Serial Interface (HSI/S)
- 1060A - SBus SunATM-155/MFiber Adapter 2.0
- 1064A - SBus SunATM-622/MFiber Adapter
- 2144A - Token Ring Interface/SBus (TRI/S) Card
- 6730A - FC-AL SBus Host Adapter



**Step 11 - required**

**Power Cord for System**

Minimum of four per Cabinet.

**Choose one:**

- 3865A - Power Cord, U.S. Version
- 3851A - Power Cord, International Version



**Step 12 - required**

**Power Cord for AC sequencers in System Cabinet**

One required if RSM trays in System Cabinet.

**Choose one:**

- 3800A - Power Cord, U.S. Version
- 3848A - Power Cord, International Version



**Step 13 - required**

**Submit Configuration to DHPG SalesDesk, with E10000 Configuration Diagram.**  
<http://sales-desk.West/>

# Enterprise 10000 Capacity-On-Demand System Configuration Guidelines

---

## General Comments

- All items which are supported with the standard E10000 configuration are also supported with E10000 Capacity-On-Demand base package, refer to the E10000 order note section for configuration rules.

## Capacity-On-Demand Server Base Package Information

- Enterprise 10000 Capacity-On-Demand Base Package includes: system chassis, 8 power supplies (9685A), 4 AC input modules (3875A), 16 fan trays (9671A), and includes RTU license to use 8 UltraSPARC Modules 400MHz 8-Mbyte modules and Licenses for AP and SSP software.

## Capacity-On-Demand System Board Package

- Capacity-On-Demand System Board Package includes: 1 system board (2761A), 4 UltraSPARC Modules 400MHz 8-Mbyte external cache (2580A), 2 GB Memory (7023A), 1 memory board (7025A), and 1 dual SBus I/O board (2730A).
- Minimum of five per system. Maximum number of System Boards is 16.
- Capacity-On-Demand System Board Package does not include any RTU CPU license, must be ordered separately.

## CPU Licensing for E10000 Capacity-On-Demand base package ONLY

- The E10000 Capacity-On-Demand Base Package only includes a license to utilize 8 UltraSPARC Modules 400MHz 8-Mbyte.
- Order License for additional RTU CPUs for E10000-C only via E10000-RTU-TIER1 P/N, up to 20 CPU RTU Licenses.

## CPU Licensing for E10000 Capacity-On-Demand Configure-To-Order System Boards

- Order for additional CPU licenses beyond 20 RTU licenses for E10000-C base package via E10000-RTU-TIER2.

## Enterprise 10000 Capacity-On-Demand Sample Configurations

Enterprise 10000 Configuration		
Quantity	Order Number	Description
1	E10000-C	Enterprise 10000 Capacity-On-Demand Base Package includes: system chassis, 8 power supplies (9685A), 4 AC input modules (3875A), 16 fan trays (9617A), and includes a RTU license to use 8 UltraSPARC 400MHz 8-Mbyte Modules
5	2860A	COD System Board Package includes: 1 system board (2761A), 4 UltraSPARC Modules 400MHz 8-Mbyte external caches(2580A), 2 GB Memory (7023A), 1 memory board (7025A), and 1 dual SBus I/O board (2730A).
4	3865A or 3851A	Power Cords
1	SOLMS-26EW9999	Solaris 2.6 HW 5/98 for Servers
1	SOLMS-070WD999	Solaris 7 media kit which includes E10000 System Service Processor 3.1.1 software
1	E10000-SW-COD-1.0	Sun Enterprise 10000 Capacity-On-Demand software
1	2754A	E10000 System Service Processor (Ultra 5 with 19" monitor)
1	2722A	E10000 Control Board
1	various	SSP Country Kit
1	1049A	Quad FastEthernet SBus Card (QFE)
1	SG-ARY147A-36GR4	36GB StorEdge D1000
1	1065A	SBus Ultra Differential F/W Intelligent SCSI Host Adapter
1	3800A/3848A	Power Cord for E10000 internal I/O
Enterprise 10000 with sixteen 400-MHz/8MB UltraSPARC Processors, 2-Gbyte of Memory and 36-Gbyte of internal disk storage		

## Enterprise 10000 Capacity-On-Demand Information

Description	Order Number
<b>Capacity-On-Demand Base Package</b>	
Sun Enterprise 10000 Capacity- On-Demand base cabinet includes: 8 power supplies (9685A), 1 pwr seqr., 4 AC Input Modules (3875A), 16 fan trays (9671A) and a RTU license to use 8 UltraSPARCII 400MHz 8-Mbyte Modules I	E10000-C
<b>Capacity-On-Demand Systems Board Package</b>	
<b>Must choose at least five</b>	
Sun Enterprise 10000 Capacity- On-Demand system board package: 1 system board (2761A), 4 USII modules 400MHz-8Mbyte external cache (2580A), 2GB Memory (7023A), 1 Memory Board (7025A), 1 dual SBus I/O Board (2730A), Does NOT include any RTU CPU Licenses-Order Separately	2860A
<b>Capacity-On-Demand Software</b>	
E10000 Capacity-On-Demand Software version 1.0 (web release and documentation included) NO RTU CPU licenses included	E10000-SW-COD-1.0
<b>Additional License to use CPU Modules for E10000-C ONLY (up to 20 RTU CPU licenses)</b>	
Enterprise 10000 RTU license for one 400MHz 8-MByte USII module. For an additional CPU license to the E10000-C system cabinet, up to 20 CPU RTU licenses	E10000-RTU-TIER1
<b>Additional License to use CPU Modules beyond 20 RTU CPU Licenses</b>	
Enterprise 10000 RTU license for one 400MHz 8-MByte USII module. Order for additional CPU licenses beyond 20 CPUs licensed for E10000-C base cabinet or installed E10000 system	E10000-RTU-TIER2

## Enterprise 10000 Capacity-On-Demand CTO Flow Chart

Each step represents a **required/recommended** line item on a Sales Order

### Step 1 - required

Server Base Package

E10000-CTO - *E10000 CTO Base Package*



### Step 2 - required

Capacity-On-Demand System Board Package

Minimum of one per CTO order.  
Maximum of 16 per CTO order.

C2860A - *Capacity-On-Demand System Board Package includes: 1-system board (2761A), 4 UltraSPARC Modules 400MHz 8-Mbyte external cache (2580A), 2 GB Memory (7023A), 1 memory board (7025A), and 1 dual SBus I/O board (2730A).*



### Step 3 - optional

License for additional RTU CPUs beyond 20 CPU RTU Licenses

E10000-RTU-TIER2 - *One RTU License for One 400MHz 8-Mbyte UltraSPARC Module. Order for additional RTU CPU licenses beyond 20 CPU RTUs with the E10000-C base package.*



### Step 4 - required

Submit Configuration to DHPG SalesDesk, with E10000 Configuration Diagram.  
<http://sales-desk.West/>

## Enterprise 10000 Capacity-On-Demand CTO Guidelines

---

### General Comments

- Configure-to-Order allows Enterprise 10000 Capacity-On-Demand systems in the field to be expanded using pre-tested System Boards package which includes: 1 system board (2761A), 4 UltraSPARC Modules 400MHz 8-Mbyte external cache (2580A), 2 GB Memory (7023A), 1 memory board (7025A), and 1 dual SBus I/O board (2730A).
- SBus or PCI adapters are not supported with this process.
- This is an alternative to ordering these components separately, as X options, and assembling and testing at the customer's site.

### Capacity-On-Demand System Board Package

- Capacity-On-Demand System Board Package includes: 1 system board (2761A), 4 UltraSPARC Modules 400MHz 8-Mbyte external cache (2580A), 2 GB Memory (7023A), 1 memory board (7025A), and 1 dual SBus I/O board (2730A).
- Capacity-On-Demand CTO system board orders can be installed without any RTU CPU licenses and do not include any RTU-CPU licenses.

### CPU Licensing for Capacity-On-Demand Configure-to-Order Boards

- Order E10000-RTU-TIER2 for additional CPU licenses beyond 20 RTU CPU licenses for E10000-C base package.
- Order E10000-RTU-TIER1 for additional CPU licenses from 9-20 RTU CPUs for E10000-C base package (note: E10000-C base package includes 8 RTU CPU licenses)

### DHPG Sales Desk

- The function of this organization is to check each Enterprise 10000 configuration for legitimacy and for satisfaction of customer's requirements (<http://sales-desk/West/>)
- Each Enterprise 10000 order must be accompanied by a configuration diagram that adds information missing from the order. For example: number of Domains, how the disk devices are connected to SBus boards, etc.

## Enterprise 10000 Configure to Order CTO Options

Description	Order Number
<b>Capacity-On-Demand Systems Board Package</b>	
Sun Enterprise 10000 configure- to-order factory options	E10000-CTO
Sun Enterprise 10000 COD capacity-, on-demand system board package: 1 system board (2761A), 4 USII modules 400MHz-8Mbyte external cache (2580A), 2GB Memory (7023A), 1 Memory Board (7025A), 1 dual SBus I/O Board (2730A), Does NOT include any RTU CPU Licenses-Order Separately	C2860A
<b>Additional License to use CPU Modules beyond 20 RTU CPU Licenses</b>	
Enterprise 10000 RTU license for one 400MHz 8-MByte USII module. Order for additional CPU licenses beyond 20 CPUs licensed for E10000-C base cabinet or installed E10000 system	E10000-RTU-TIER2
Enterprise 10000 RTU license for one 400MHz 8-MByte USII module. For an additional CPU license to the E10000-C system cabinet, up to 20 CPU RTU licenses	E10000-RTU-TIER1

## Enterprise 10000 non-Capacity-On-Demand TO Capacity-On-Demand Conversion Flow Chart

Each step represents a **required/recommended** line item on a Sales Order

### Step 1 - required

Server Base Package

E10000-CTO - *E10000 CTO Base Package*



### Step 2 - required

Capacity-On-Demand System Board Package

Minimum of one per CTO order.  
Maximum of 16 per CTO order.

C2780A - *Capacity-On-Demand System Board Package includes: 1-system board (2761A), 4 UltraSPARC Modules 400MHz 8-Mbyte external cache (2580A), 2 GB Memory (7023A), 1 memory board (7025A), and 1 dual SBus I/O board (2730A).*



### Step 3 - required

License for installed RTU CPUs

E10000-COD-CONVERT - *Order quantity must include the number of CPUs installed in the E10000 system (quantity = number of CPU's installed)*



### Step 4- required

Software

E10000-SW-COD-1.0 - *E10000 Capacity-On-Demand software v1.0 for web release and all documentation*



### Step 5- optional

License for additional RTU CPUs beyond 20 CPU RTU Licenses

E10000-RTU-TIER2 - *One RTU License for One 400MHz 8-Mbyte UltraSPARC Module. Order for additional RTU CPU licenses beyond 20 CPU RTUs with the E10000-C base package.*



### Step 6- required

Submit Configuration to DHPG SalesDesk, with E10000 Configuration Diagram.  
<http://sales-desk.West/>

## Enterprise 10000 non-Capacity-On-Demand TO Capacity-On-Demand Conversion Guidelines

---

### General Comments

- Customer agrees to install Capacity-On-Demand software.
- Customer must agree to upgrade to SSP software version 3.1.1 or above.
- Customer must have at least 20 400MHz CPU modules currently installed.

### Capacity-On-Demand System Board Package

- Capacity-On-Demand System Board Package includes: 1 system board (2761A), 4 UltraSPARC Modules 400MHZ 8-Mbyte external cache (2580A), 2 GB Memory (7023A), 1 memory board (7025A), and 1 dual SBus I/O board (2730A).
- Capacity-On-Demand CTO system board orders can be installed without any RTU CPU licenses and do not include any RTU-CPU licenses.

### CPU Licensing for Capacity-On-Demand Configure-to-Order Boards

- Order E10000-COD-CONVERT for the amount of 400MHz CPUs installed within E10000-C base package.
- Order E10000-RTU-TIER2 for additional CPU licenses beyond 20 RTU CPU licenses for E10000-C base package.

### DHPG Sales Desk

- The function of this organization is to check each Enterprise 10000 configuration for legitimacy and for satisfaction of customer's requirements (<http://sales-desk/West/>)
- Each Enterprise 10000 order must be accompanied by a configuration diagram that adds information missing from the order. For example: number of Domains, how the disk devices are connected to SBus boards, etc.